

Airport Metallic Epoxy Floor Paint UV Resistant Epoxy Resin And Hardner


Our Product Introduction

for more products please visit us on epoxyresinfloorcoating.com

Basic Information

- Place of Origin: CHINA
- Brand Name: CREKOAT
- Certification: TDS, MSDS
- Model Number: CK-MTL2001
- Minimum Order Quantity: 300KG
- Price: US\$4.5-6.5/Kg
- Packaging Details: Bottle/Cartron/Wooden Box
- Delivery Time: 3-7 Working days
- Payment Terms: T/T, Western Union, MoneyGram
- Supply Ability: 1000000 Ton/Year

CREKOAT



Product Specification


- Name Given To A Product: Polyurea Garage Floor Coating
- Particular: Easy To Mix 2:1 Formula
- Materials: Epoxy Resin And Hardener
- Key Words: Glass Like Metallic Finish
- Application: Wood, Brick, Ceramic, Concrete
- Mixing Ratio: 2:1 By Weight
- Pot Life: 30 Minutes
- Shelf Life: 12 Months
- Highlight: **Airport Metallic Epoxy Floor Paint, Metallic Epoxy Floor Paint UV Resistant**

CREKOAT




More Images

CREKOAT



CREKOAT



CREKOAT



Product Description

UV Resistant Epoxy Resin And Hardner Metallic Epoxy Floor Paint

Quick Details Of Epoxy Resin And Hardner:

Metallic pigments are mixed into epoxy and poured onto the floor or substrate. When these paints are stirred by a brush or roller, they gather, separate, twist and reflect light at different angles. Eventually, the epoxy hardens and the metallic pigments lock into place, giving it a three-dimensional appearance. Metallic epoxy floor coatings can be customized to be extremely durable, low yellowing, seamless, antimicrobial, non-slip and chemical resistant. These floors not only look beautiful, but can meet all your performance needs.

Features Of Epoxy Resin And Hardner:

1. Enhanced with UV absorber and HALS
2. Bright color, Self leveling
3. Easy mix, Bubble release
4. Easy to apply, clean and maintain
5. Naturally de-foaming with no ripples
6. Tough, high gloss, water resistant coating

Advantages Of Epoxy Resin And Hardner:

Metallic epoxy floor coating is a low yellowing epoxy resin mixed with metallic pigments. Tiny, shimmering pigments are mixed into the epoxy and poured onto the floor or substrate. When these paints are stirred by a brush or roller, they gather, separate, twist and reflect light at different angles. Eventually, the epoxy hardens and the metallic pigments lock into place, giving them a three-dimensional, swirly appearance. Installation technique is what determines the final look of your floor and is a key part of achieving the desired look.

Metallic epoxy floor coatings are not only aesthetically pleasing, but also offer many other benefits. Metallic epoxy floor coatings can be customized to be extremely durable, low yellowing, seamless, antimicrobial, non-slip and chemical resistant. These floors not only look beautiful, but can meet all your performance needs. They are perfect for waiting rooms, exhibition rooms, restaurants, galleries and more.

Product Descriptions Of Epoxy Resin And Hardner:

Item	Epoxy Resin(A)	Hardener(B)
Appearance	Liquid	Liquid
Color	Transparent	Transparent
Viscosity@25°C	600-800 mPa·s	50-150
Density, g/cm ³	1.07±0.05	0.95±0.03
Mix Ratio	2:1 by weight	
Hardness	Shore, D80-85	
Pot Life	30-40mins@25°C	
Curing Time	16-24hrs@25°C, 12-15hrs@35°C 24hrs, Dry Completely	
Max Pour Depth	1-3 mm	
Shelf Life	12 Months	
Application	Industrial Use - Garages; Warehouses; Airports and hangars; Commercial Use - Shopping malls and boutiques; Hotels; Offices; Showrooms; Restaurants; Hospitals; Schools; Bar Tops, Table Tops. Residential Use – Entrances and hallways; basements; entertainment rooms; bathrooms; kitchens and living rooms;	



Guangdong Crekoat New Materials Co., Ltd.



+8615017402317



info@crekoat.com



epoxyresinfloorcoating.com

